



# HILL GIANT STRONGHOLD



ONE SQUARE=10 FEET




# HILL GIANT STRONGHOLD

DUNGEON LEVEL

ONE SQUARE=10 FEET

# FROST GIANT STRONGHOLD

UPPER LEVEL



300'E

250'E

225'E

225'E

0'E

200'E

200'E

175'E

150'E

150'E

ONE SQUARE=10 FEET

DOWN TO LEVEL 2

# FROST GIANT STRONGHOLD

LOWER LEVEL

UP TO LEVEL 2



ONE SQUARE=10 FEET

# HALL OF THE FIRE GIANT KING

ENTRANCE LEVEL



ONE SQUARE=10 FEET

# HALL OF THE FIRE GIANT KING

SECOND LEVEL



ONE SQUARE=10 FEET

# HALL OF THE FIRE GIANT KING

THIRD LEVEL



ONE SQUARE=10 FEET